




Introducing th (voiced)

Feather Find



Let's practise Sam's Sounds and Tricky Words!



sh



shoe



Light Up the Letters


Kit and Sam can see letters on the wall when they shine their torches. Instead of shouting out the letter's sound, can you shout out the letter's name?

Support children's recognition of lowercase and capital letters by practising saying the letter names (as well as the letter sounds).



Click me for Kit's teaching tips!

Revisit and Review





The following morning, after spotting moths with their torches, Mum suggested that Kit and Sam take a bag and see what other things they could find. "Okay!" said Kit and Sam. Off they went.



Kit and Sam ran this way and that, collecting anything exciting they found along the way. When their bags were full, they jogged back to the tent.



Kit and Sam pulled their finds out onto the camping table. "This is my favourite" said Sam, as she pulled out a long, blue feather. "Feel it - it's so soft!"

X

Ensure children are sticking their tongues between their front teeth to make this sound correctly. They could look in a mirror to check. Encourage children to feel their throats for vibrations to check that their 'voice box is on' while making the voiced sound.

Click me for Kit's teaching tips!



t and **h** are partners. They say **th**.

Teach

th

Action

Stroke your hand on your cheek like a soft feather.

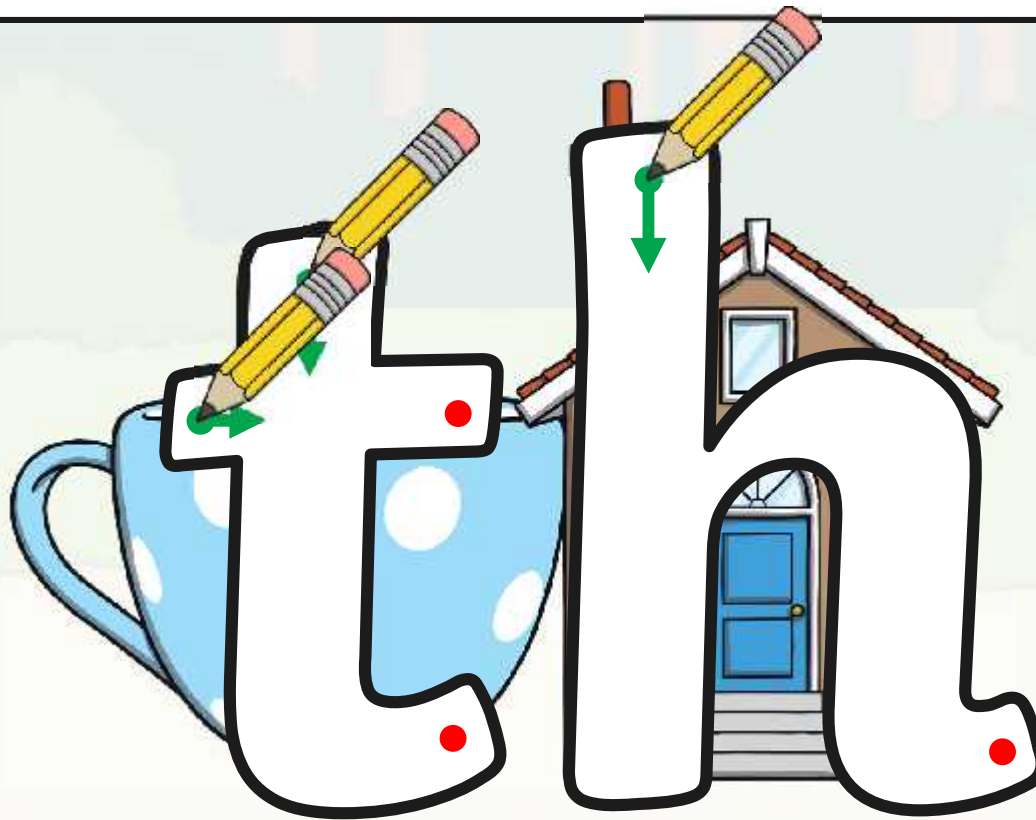


Say 'th, th, th'
with your
voice box on.



Write It, Feel It

Down the teaspoon and under the teacup, then across the top.
Down the chimney to the floor, up and over the new front door.



Play



The Lost Page

Kit found a page from a book on the floor while he was hunting for exciting things. Can you help him to work out the missing words?



I go with Jack.

I can get that.

I will go then.

Is this the exit?

**Jack and Kevin go
with them.**

Check





As Kit and Sam were showing Mum and Dad the rest things in their bags, there was a loud flapping noise behind them.

“What is making all that noise?” asked Kit, as he turned around to see.

Caption Time

What was making all the noise? Look at the picture and write a caption or sentence to match.



Apply



It is this pet.

Show






“Gosh, what a beautiful bird!” said Kit.
“So that’s where this feather came from,” said Sam.
Just then, a man whistled. The bird flew off and
landed on his arm. “Well, fancy that!” said Kit.


Today, we have learnt...




th








Picture



Action



Stroke your hand on your cheek like a soft feather.
Say 'th, th, th' with your voice box on.

Word List

Can you sound out these words?

them ■ ● ●	that ■ ● ●
this ■ ● ●	then ■ ● ●
with ● ● ■	

Song


(To the tune of 'Blow the Man Down'.)


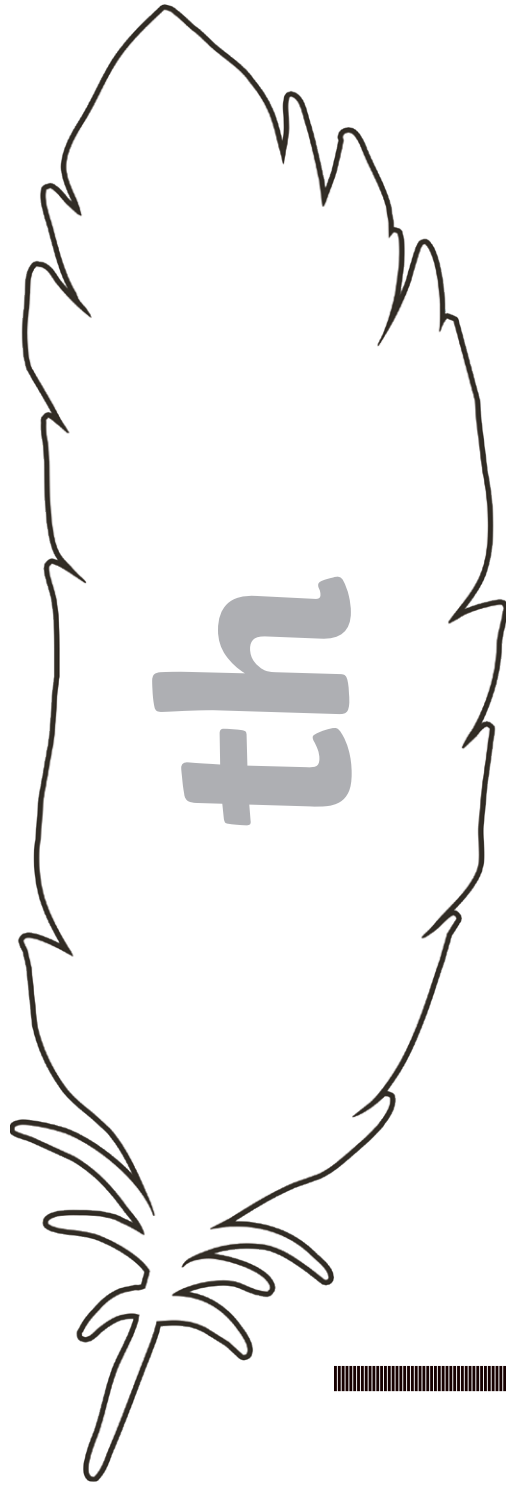
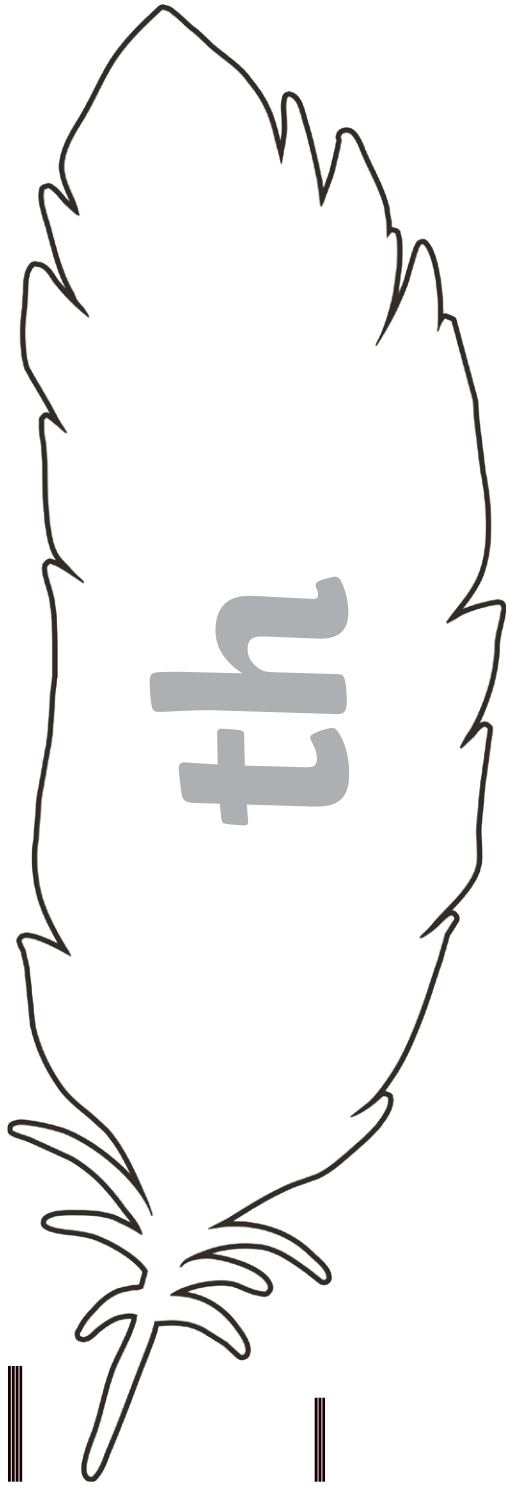

Can you feel the blue feather,
So soft on your cheek?
th - th - soft on your cheek.
Now, feel the blue feather.
Where did it come from?
th - th - shiny and long.

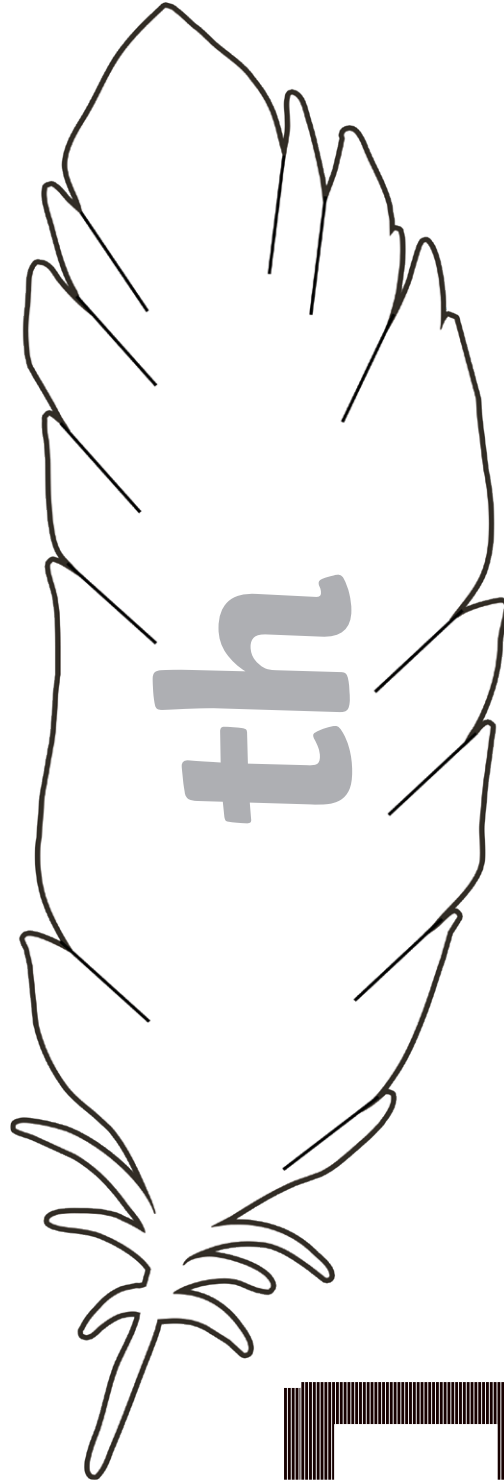
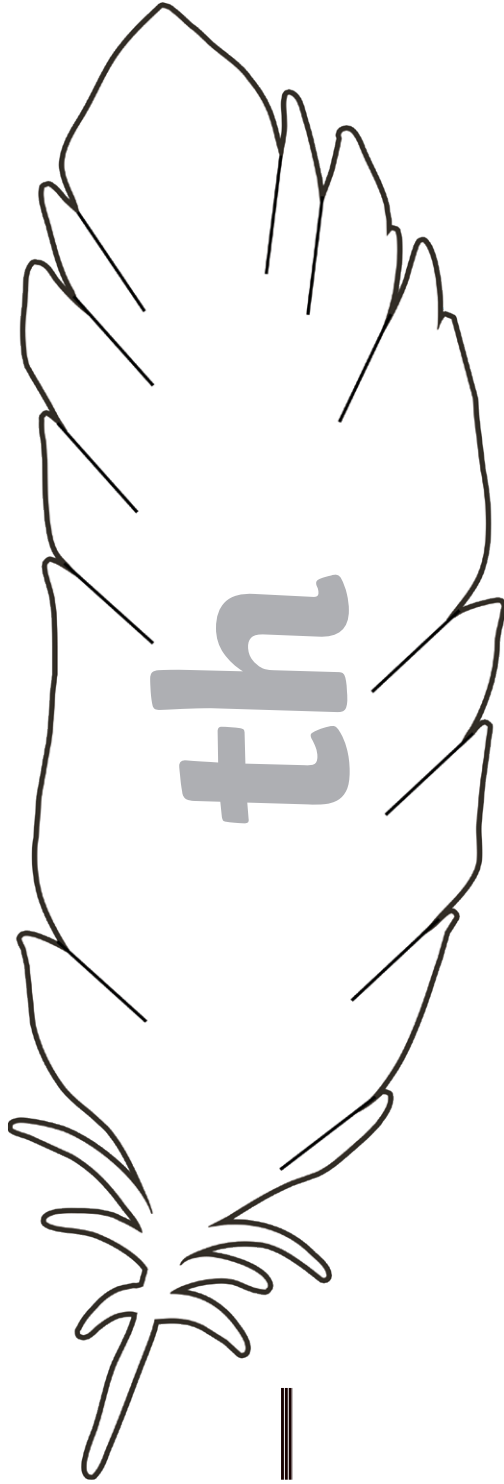
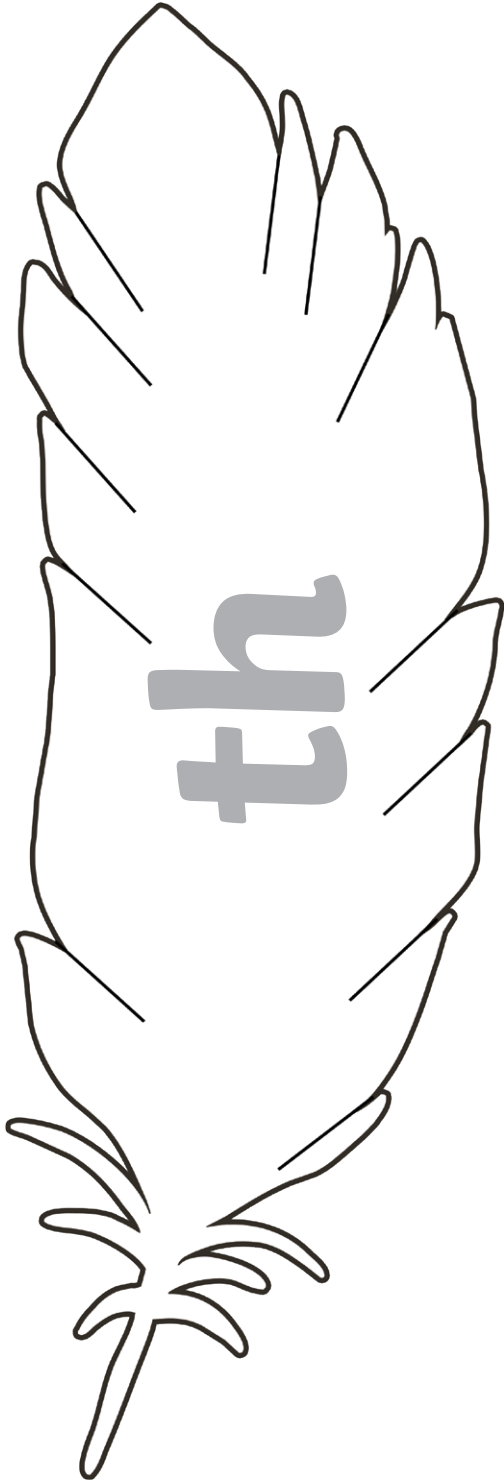
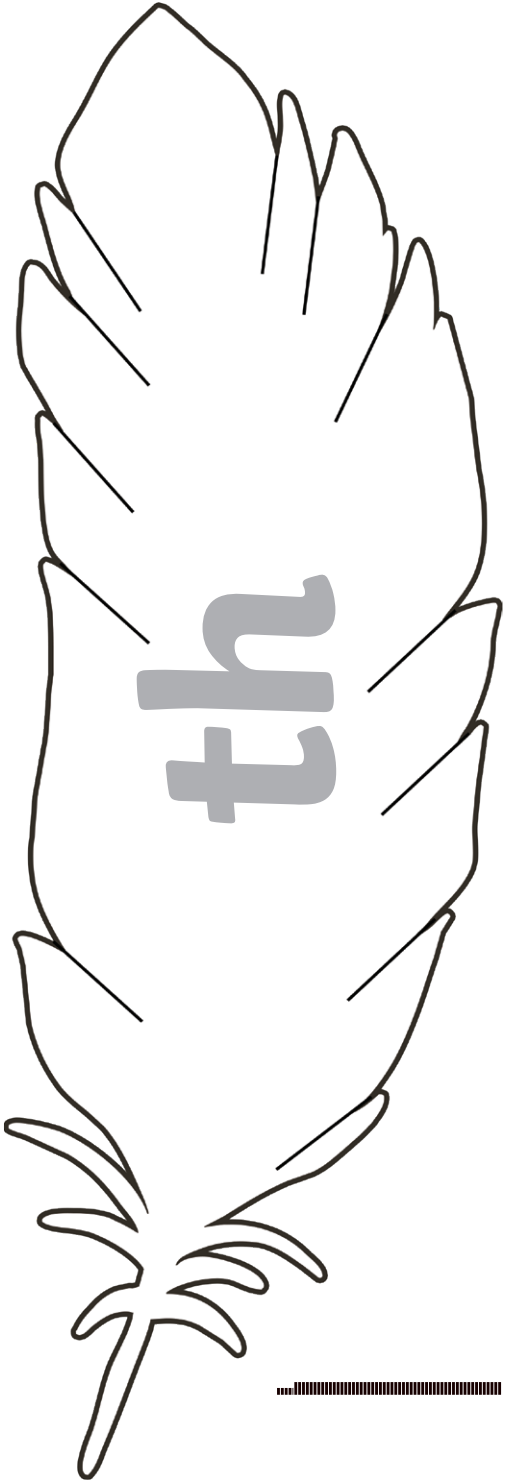
Can you write **th**?


th th th

th th th










Scissor Skills Sound Feathers



Level 3

Adult Guidance

- Print the feathers onto card or coloured paper. Encourage children to trace over the 'th' sound.
- Cut the feathers out or challenge children to cut them out themselves. Demonstrate making little snips at the edges of the feather and encourage children to do the same. Some children may need the guidelines to help them.
- When ready, add the feathers to the bird!



To ensure the safety of the children in your setting, it is your responsibility to assess whether adult supervision or other appropriate safety measures are required when using scissors.

Sound Beanbag Throw



Level 3

Adult Guidance

- Cut out the **Word Cards** and the large **Sound Cards**.
- Place each large **Word Card** by a hoop on the floor. You could print multiple copies of each **Word Card** and place several hoops for each sound around your hall or space.
- Read out one of the **Word Cards**. Children throw their beanbag at the corresponding Sound Card hoop.




moth




bath




chop




chap



them



that



cash



push



thin




thick




path




chat




chick



then



this



mash



shed



rush




sh



th



th



ch

